

# MITRE 10 Connect

National Suppliers

Webinar 4

Product focus



August 2023

# Our speakers today



Tim Gunn  
Mitre 10 Merchandise



Kevin MacDonald  
Mitre 10 Master Data



Karen Fletcher  
Mitre 10 Finance

Q&A

# Welcome


## Agenda



What's happening and when



Product related changes



Key Changes for Suppliers



Timeline and dates



What's next and Q&A



Please **post**  
**questions**  
in the **chat**



This **recording**  
will be available  
**after** the session

# How we'll share information with you

Mitre 10 Connect Supplier Hub is where you'll be able to access key information and resources, watch recordings of the webinars, access FAQs and more.

<https://supplierhub.mitre10.co.nz/>

The screenshot displays the MITRE 10 Supplier Hub website. The top navigation bar includes the MITRE 10 Connect logo, the text 'MITRE 10 SUPPLIER HUB', and links for 'Home', 'Webinars', and 'FAQs'. The main content area features a prominent orange banner with the text 'Register for our Supplier webinars' and a 'Register now' button. Below this is a video player for a video titled 'Mitre 10 | 3-Way Matching'. The video player shows a large orange graphic with the text 'THREE-WAY MATCHING' and a play button. To the left of the video player, there is a short description: 'Watch this video to learn how 3-way matching between purchase orders, goods receipts and invoices will operate at Mitre 10'. Below the video player, there is another registration prompt: 'Register for our webinar series, or watch the recordings', accompanied by an illustration of a building. Further down, there are two video thumbnails. The first is titled 'Webinar 1 An Intro to Mitre 10 Connect' and shows a thumbnail with the MITRE 10 Connect logo and the text 'National Suppliers'. The second is titled 'National Suppliers Webinar 1 Intro to Mitre 10 Connect and key changes' and shows a thumbnail with the MITRE 10 Connect logo and the text 'July 2023'. Both thumbnails include a play button and a 'Watch on YouTube' link.

# Webinar series

A recap of our four supplier webinars



Intro to Mitre 10  
Connect and key  
changes for suppliers



Deep dive into finance  
changes  
Thursday 27 July 2023



A look at Mitre 10  
Connect  
Tuesday 1 August



Product focus  
Thursday 3 August  
(Today)

# What's happening when

**August**

**Preparing  
legacy systems  
for SAP**

Stores + Suppliers

**September**

**Finalise last  
legacy  
payments**

Support Centre

**October**

**SAP  
Go Live**

Support Centre

**November**

**SAP  
Go Live**

Ponsonby Store

**Legacy**

All other stores

# Key Changes – A New Portal

**Supplernet**

Account Management Portal

**B2B**

Order Management Portal

**Supplier Portal**


SKU Management Portal





# SOH and Sales reporting

Existing stock on hand and sales reporting will be available until suppliernet is decommissioned



After this, SOH and sales reporting is available through IIS (International Information Services)



Free weekly reporting is available from IIS (total Mitre 10 SOH)  
For store specific reporting contact [deanedwards@iiservices.co.nz](mailto:deanedwards@iiservices.co.nz) to discuss costs



# How to submit website copy

New mitre10.co.nz  
(our B2C website)  
coming soon

Supplier Portal  
discontinued

Web copy for new articles  
will be submitted through  
GS1 or via email template



Go Live  
Mitre 10 Connect  
01 October 2023

Web copy for new articles  
submitted via GS1 or  
template accessed via  
Mitre 10 Connect

# And after mitre10.co.nz goes live

1

GS1 suppliers – marketing copy can be submitted via GS1 NPC

2

Non-GS1 suppliers – new web copy submission template on Mitre 10 Connect, submit to [masterdata@mitre10.co.nz](mailto:masterdata@mitre10.co.nz)

# Web copy example template

		Web Enrichment Data					
<b>M10 Article Number</b> Will be allocated by the system	<b>M10 Supplier item Code</b> <b>Max of 15 Characters</b> <i>Defaults to supplier code, must be overwritten if longer than 15</i>	<b>Product Name (Title)</b> Write what the product is, i.e.: "Light Bulb", "Rug", "Interior Paint" etc. Do not include brand, colour or size. See Marketing Guidelines tab below for further details. <b>Use Title Case. Max 250 Characters.</b>	<b>Size / Power</b> Fill a size or power that will be used in the Product Title on the Website. e.g. 9 Volt for powertool, H:200mm, W:200mm, D:200mm for a table, 5 litre for capacity or volume. See Marketing Guidelines tab below for further details <b>Leave blank if not applicable.</b>	<b>Colour</b> Note the colour of the product if relevant to a customers buying decision. See Marketing Guidelines tab below for further details. <b>Leave blank if not applicable.</b>	<b>Product Features &amp; Benefits</b> Write a list of at least 3 features in one block of text separated by a full stop and space, i.e.: Sentence. Sentence1. Sentence2. See Marketing Guidelines tab below for further details. <b>Use Sentence case. No line break or bullet points allowed. Max 300 Characters. Do not repeat the Title or the Description.</b>	<b>Product Short Description</b> Write a brief description of the product - Must be specific. No line breaks. No brand/generic range info allowed. Look for other examples online at Mitre10.co.nz. See Marketing Guidelines tab below for further details. <b>Use Sentence case. Max 500 Characters.</b>	<b>Product Long Description</b> Only populate if needed or if content exceeds "short description" field length. <b>Use Sentence case. Max 1000 Characters.</b>

# Providing website product images



No change to current process  
Email or save to Mitre 10  
SharePoint

# Article Price Changes



No change to  
current process



Complete  
template and  
email to  
[costalterations@  
mitre10.co.nz](mailto:costalterations@mitre10.co.nz)

# GS1 | Article onboarding and management

Suppliers can submit all attributes for articles via GS1

GS1 now includes standard web copy fields and informative characteristics (formally fineline attributes)



Want to start submitting product data via GS1?  
Contact your Mitre 10 category manager

# New Articles

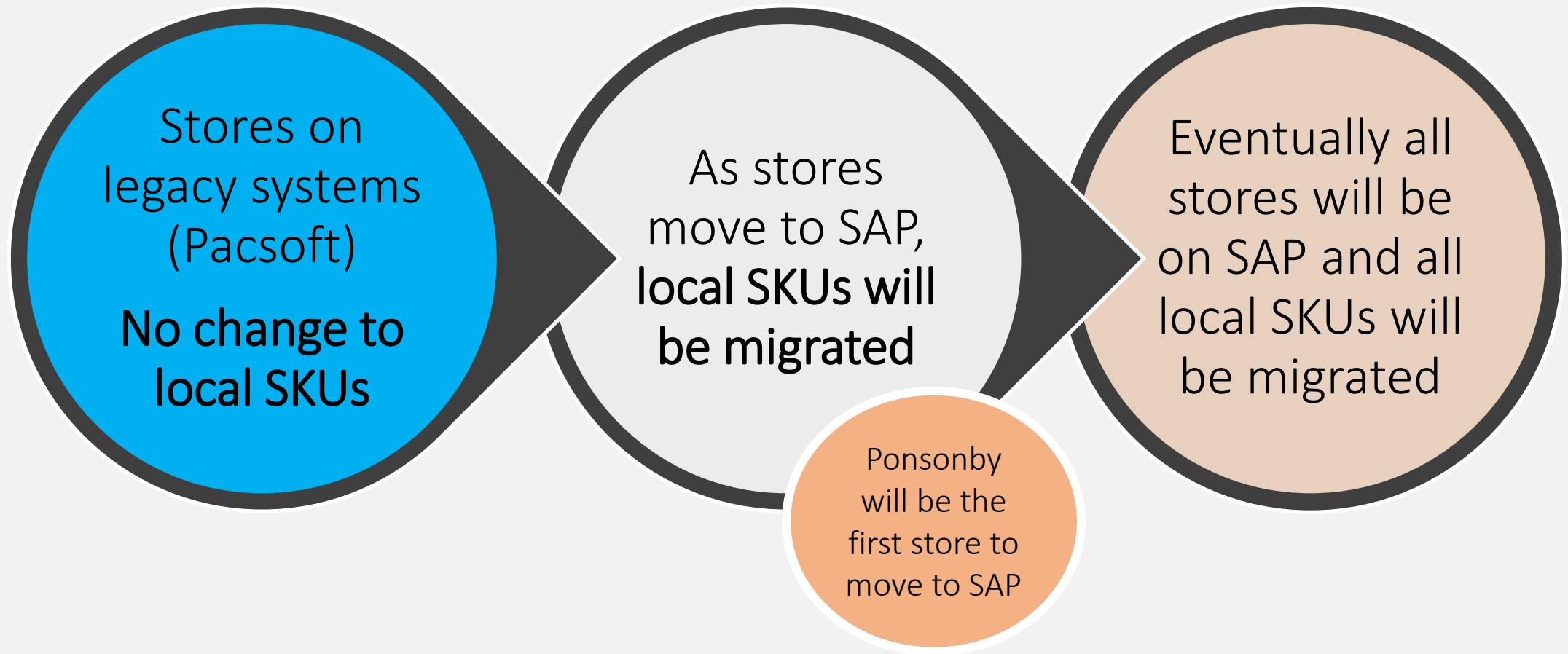
## GS1 suppliers

- Articles must be loaded in GS1 and published to M10.
- Current new article template completed and sent to respective category teams (will be available on Mitre 10 Connect Portal)
- Category will complete internally required attributes and then send to master data team for creation.

## Non-GS1 suppliers

- Current new article template completed and sent to respective category teams (will be available on Mitre 10 Connect Portal)
- Category will complete internally required attributes and then send to master data team for creation.

# Local SKUs/Articles





# Key Dates

## August

Getting ready 

Things to do ✓

- Attend the July and August Supplier webinars

## September

The move starts 

Things to do ✓

- Onboarding to Mitre 10 Connect in groups
- Set up users
- Blackout dates
- Last payment from Mitre 10 legacy system
- Supplier hypercare drop in sessions

## October

Go Live 

Things to do ✓

- Mitre 10 Connect is live
- First payment from SAP

SAP  
stop

# What's next?

Go to Supplier Hub <https://supplierhub.mitre10.co.nz/>  
You can access webinar recordings, presentations,  
FAQs and other information



Mitre 10 Connect  
and key changes



Deep dive into finance  
changes  
Thursday 27 July 2023



A look at Mitre 10  
Connect  
Tuesday 1 August



Product focus  
Thursday 3 August

**MITRE 10 Connect**

**Q&A**

